

# FYI: Care Navigation for Providers in CareLink

## Ordering a Referral to Care Navigation in CareLink

1. Open a patient chart and click **Orders > Order Entry**. The Order Entry activity appears.
2. Confirm the clinic and the authorizing provider, and then click Accept.
3. In the New Procedure box, search for and select the “Referral to Care Navigation” order (REF450).

Order Entry


Preference List Dx Association

New procedure: referral to care nav

Unsigned new orders (0)

No unsigned orders

Name	Type	Class	Frequency	Pref List	Px Code
REFERRAL TO CARE NAVIGATION	Outpat Ref	Incoming Referral		CARELINK ORDER PREFERENCE LIST	REF450

4. Click the referral name to edit and answer the questionnaire. Required fields are marked with . Click **Accept** when finished.

Order Entry > Edit Order

REFERRAL TO CARE NAVIGATION

Class: Incoming Referral [56] External Ref...

Priority: Routine [6] Routine STAT

Questions:

Question	Answer	Comment
1. Interpreter needed? ((enter Y or N))	<input type="text"/>	<input type="text"/>
2. Date of referral	3/2/2018	
3. Who is referring this child?	<input type="text"/>	
4. Relationship	<input type="text"/>	
5. Patient History/Reason for Referral:	<input type="text"/>	
6. OB Case?	<input type="text"/>	
7. BH Case?	<input type="text"/>	

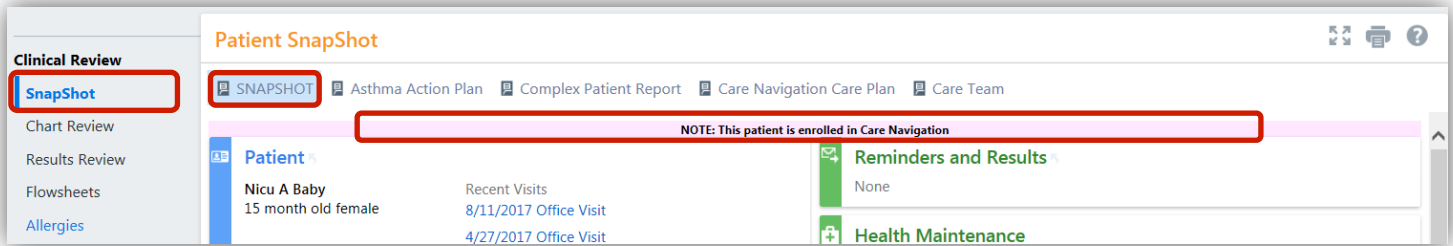
Comment:

Accept Cancel

5. Click **Sign Orders**.
6. Enter your password if prompted and click **Accept**.

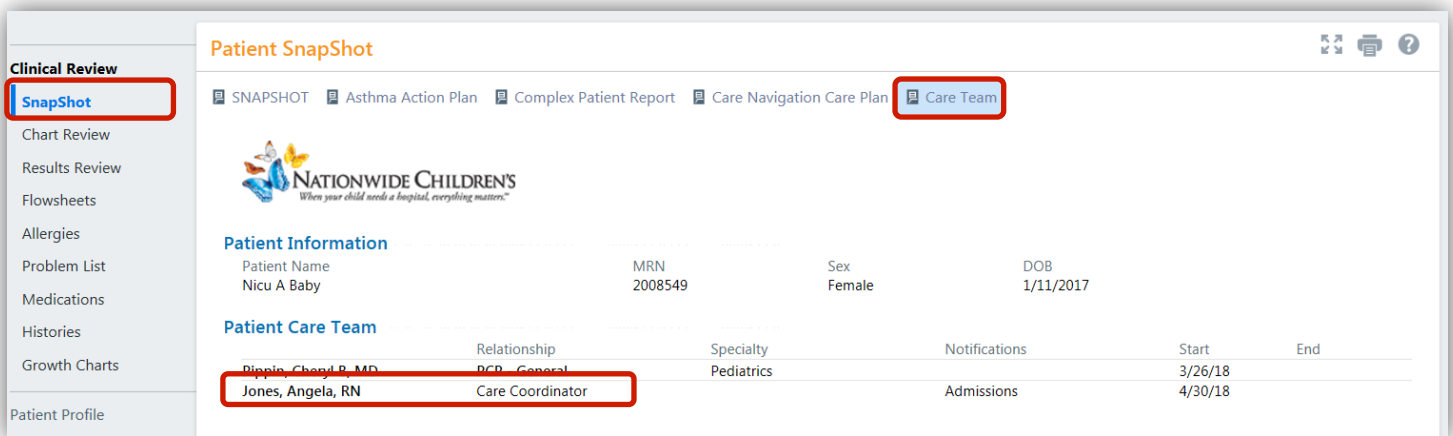
## Identifying Patients Enrolled in Care Navigation in CareLink

If the patient is actively enrolled in the Care Navigation program, a pink banner will appear on the patient's Snapshot report.



The screenshot shows the 'Patient SnapShot' interface. On the left, the 'Clinical Review' menu has 'SnapShot' highlighted. The reporting toolbar includes 'SNAPSHOT', 'Asthma Action Plan', 'Complex Patient Report', 'Care Navigation Care Plan', and 'Care Team'. A pink banner across the top of the patient information section reads: 'NOTE: This patient is enrolled in Care Navigation'. Below the banner, patient information for 'Nicu A Baby' is visible, including recent visits and health maintenance status.

Enrolled patients will have a Care Coordinator listed as an active member of their care team. Click on "Care Team" in the reporting toolbar on the Snapshot.



The screenshot shows the 'Patient SnapShot' interface with the 'Care Team' option selected in the reporting toolbar. The patient information section displays 'NATIONWIDE CHILDREN'S' logo and details for 'Nicu A Baby'. The 'Patient Care Team' table lists the following members:

Member Name	Relationship	Specialty	Notifications	Start	End
Dippin, Cheryl B, MD	PCP - General	Pediatrics		3/26/18	
Jones, Angela, RN	Care Coordinator		Admissions	4/30/18	

## Reviewing the Care Navigation Care Plan in CareLink

To open the Care Navigation Care Plan, click on "Care Navigation Care Plan" in the reporting toolbar on the Snapshot.

**Patient SnapShot** 🔍 🖨️ ?

[SNAPSHOT](#) [Asthma Action Plan](#) [Complex Patient Report](#) [Care Navigation Care Plan](#) [Care Team](#)


**Clinical Review**

- SnapShot**
- Chart Review
- Results Review
- Flowsheets
- Allergies
- Problem List
- Medications
- Histories
- Growth Charts

Patient Profile

- Orders
- Release of Info

700 Children's Drive  
Columbus, OH 43205  
(614) 722-2000



**NATIONWIDE CHILDREN'S**  
*When your child needs a hospital, everything matters.™*

## Care Navigation Care Plan

**Health Risk Assessment**  
[View most recent health risk assessment \(HRA\)](#)

**Patient Information**

Patient Name	MRN	Sex	DOB
Baby, Nicu A	2008549	Female	1/11/2017

**Patient Information**